




**TECHNOLOGY**



An abstract graphic featuring several flowing, wavy ribbons. One ribbon is a vibrant red, while the others are light gray. They appear to be moving from the bottom left towards the top right, creating a sense of dynamic flow and movement. The ribbons have a slight 3D effect with shadows.

# **Created by traders, for traders**

ROBUST TRADING EXPERIENCE



# FRONT-END

## WORLD-CLASS TRADING SOLUTIONS

### XOH TRADER

Page 4

### XOH MOBILE

Page 5

### wlCreator

Page 6

### xManager

Page 7



# XOH TRADER

The intuitive and powerful XOH Trader platform is optimized to deliver high performance, reliability, and speed across all browsers. The platform is equipped with an immense number of features allowing traders to stick to the platform and your brand.



**High-end design**



**Superior trade executions**



**xAPI - full open front-end**



**Advanced charting tools**



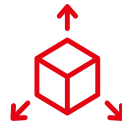
**Built-in economics news, heat maps, market sentiment**



**Trading history and advanced statistics**

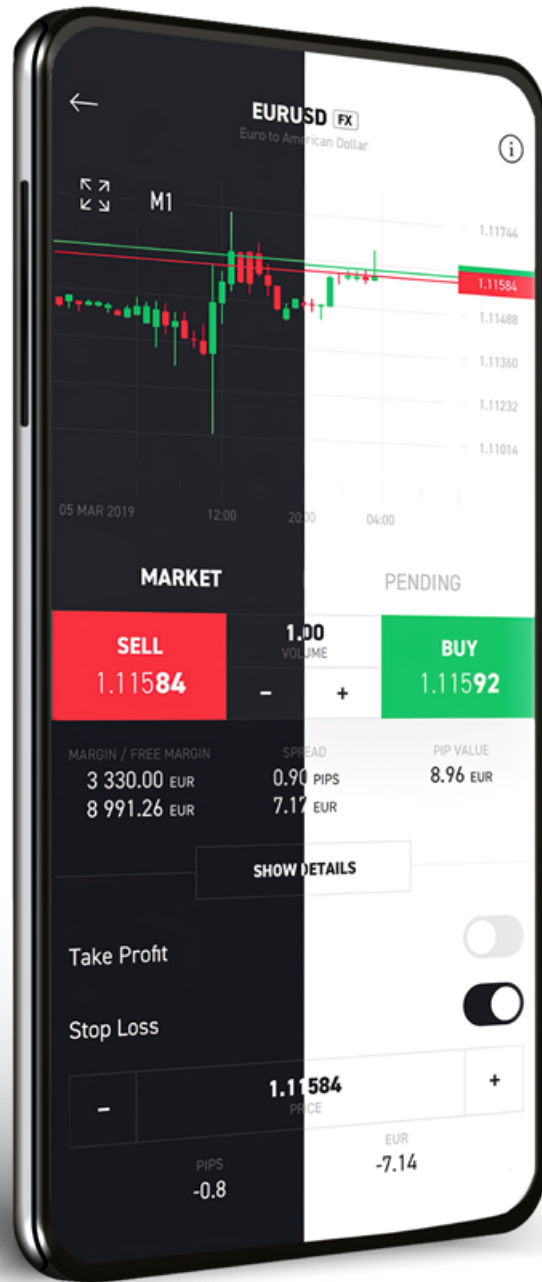


**RSS news, chat, and video integration**



**Stability and scalability**





# XOH MOBILE

XOH Mobile app offers complete account management, charts, and other vital tools required for real-time financial trading. The platform provides a convenient way to keep up with the market's latest developments, analyze them, and make appropriate decisions.



**Seamless user experience**



**In-built news, market sentiments, and top movers**



**Your own apps on Google Play and App Stores**



**Push notifications (price alerts, news, trading notifications)**



**Battery and data efficient**



**Increased responsiveness and speed**



## FRONT-END

# wlCreator

Immense branding possibilities. Set up your logo, login panel, colors, languages, and integrate your own videos and news.



**Multiple languages**



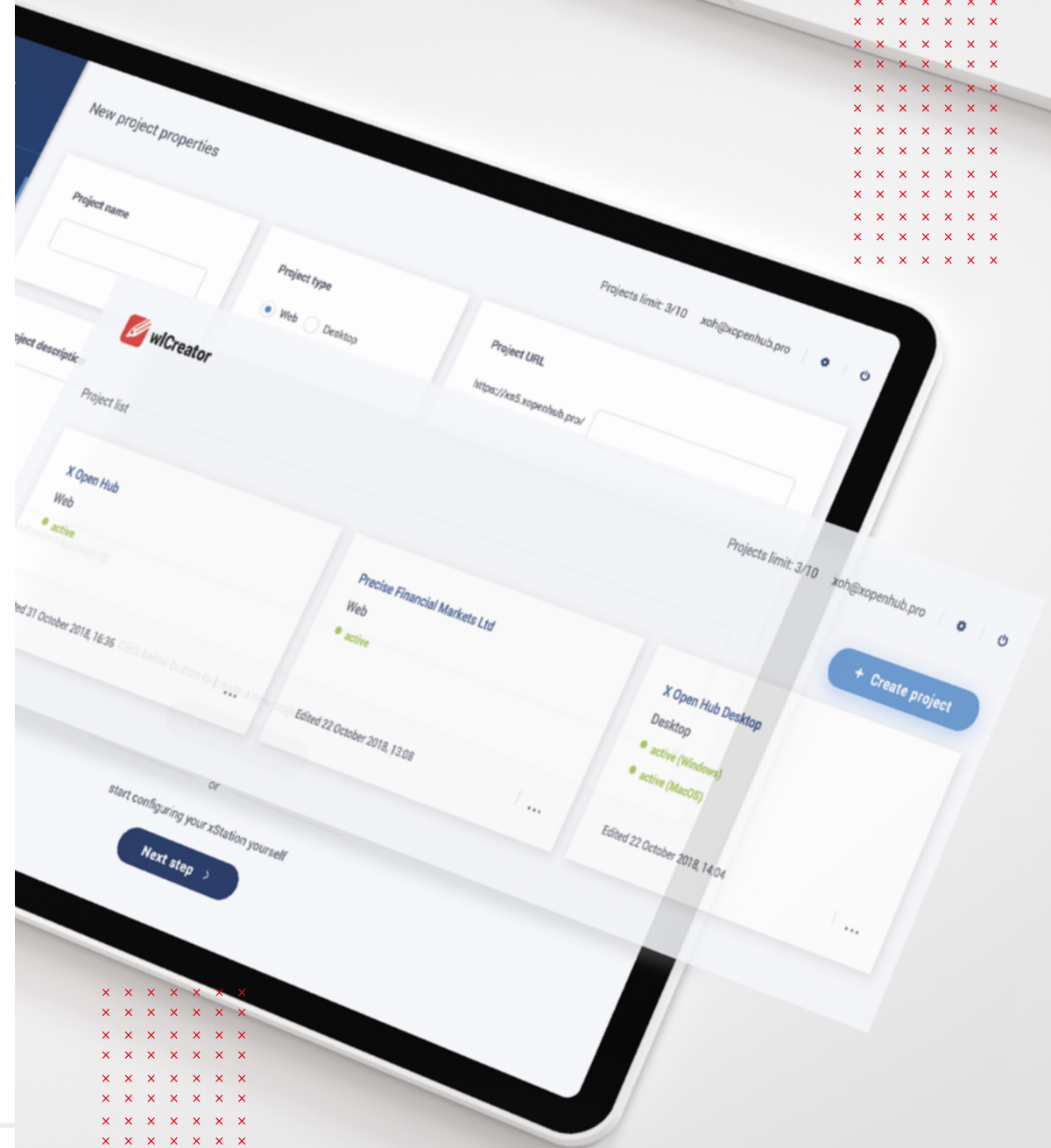
**Web & Downloadable platform packages**



**Advanced branding capabilities**



**RSS news, chat, video integration**



# xManager

Robust and easily adjustable administration tool to direct and monitor your traders' accounts. Create a custom report or configure suitable trading conditions.



FRONT-END



**Support and hosting**



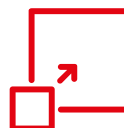
**Flexible and individual markups and commission (per instrument), no limitations on the securities groups**



**Low margin notifications and exposure monitoring**



**Multiple rights settings and custom account expiration**



**No limitations of the clients' accounts and number of trading groups**



**Flexible swap markups**

# TRADING TOOLS

BEST-ON THE MARKET IN-BUILT TRADING TOOLS

## ADVANCED CHARTS

Page 9

## MARKET SENTIMENT

Page 11

## HOTS

Page 13

## TRADING STATISTICS

Page 15

## STOCKS SCANNER

Page 10

## HEATMAPS

Page 12

## ECONOMIC CALENDAR

Page 14

## NEWS

Page 16





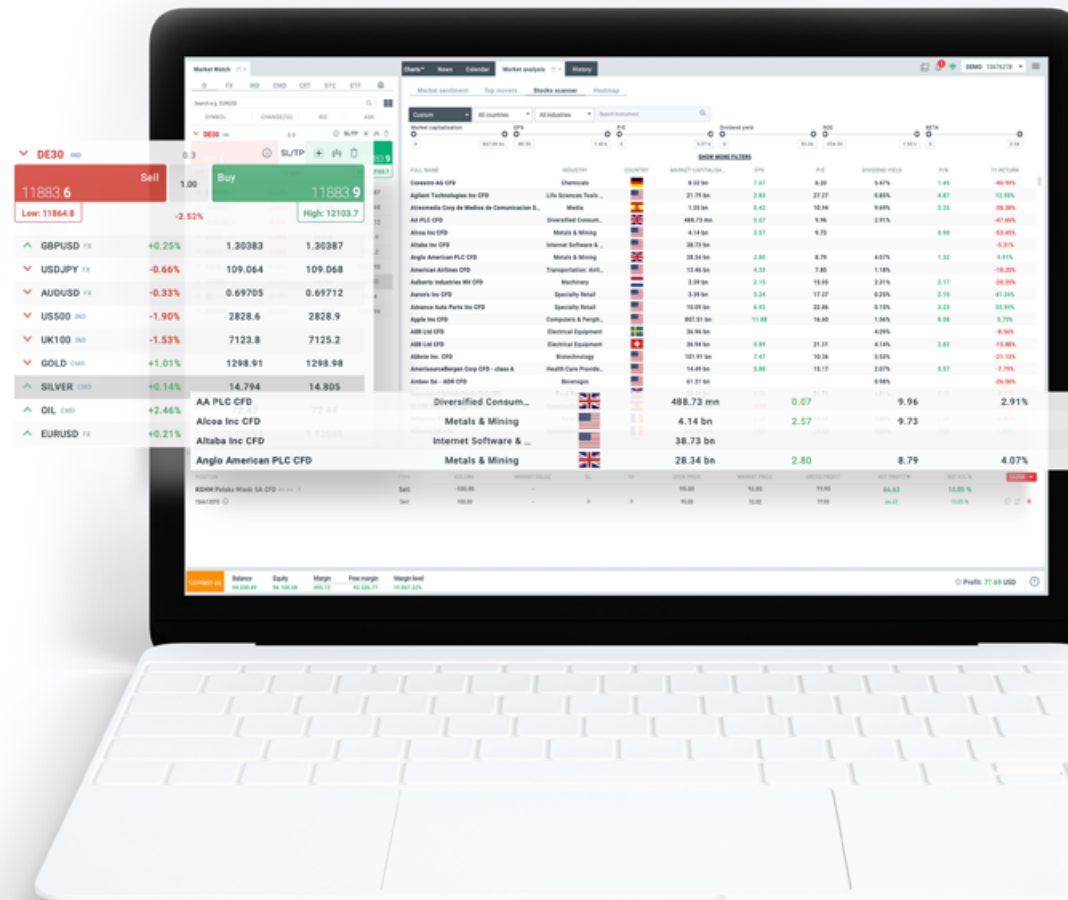
# ADVANCED CHARTS

Our chart system is intuitive for novice traders, yet has everything advanced investors could wish for. XOH Trader's advanced technical tools have powerful features not available to most providers such as templates, overlay charts, personalize chart view (grid, charts, price, sessions), detached and floated charts, and many more.

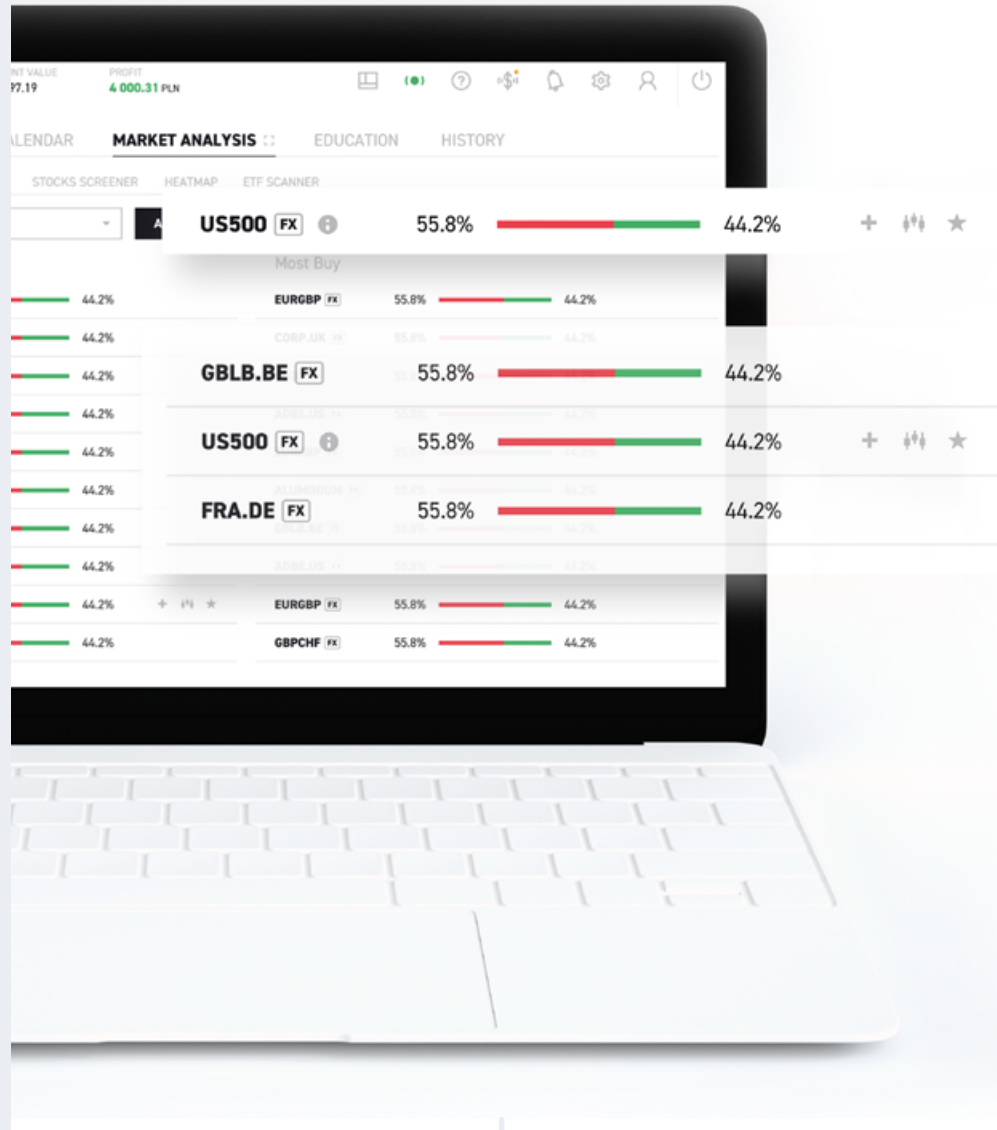


# STOCKS SCANNER

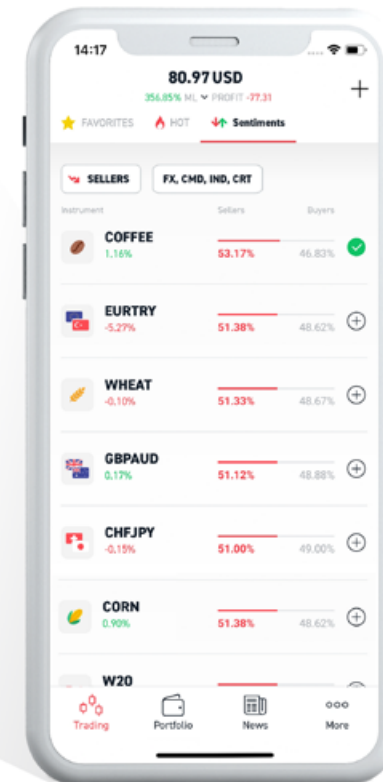
Search for stocks by industry, country and share data such as market capitalisation, earnings per share, beta, ROIC, dividend yield, Return On Equity, and other important performance statistics.



# MARKET SENTIMENT



Live market sentiment indicator displays the ratio of long versus short positions of all the traders. This tool is perfect to help with making a decision to enter or exit the market.



# HEATMAPS

## Forex

Relative currency strength heatmap table shows the percentage change in price of various currencies.



## CFDs

Industry-proven investment tool that synthesize complex data to help traders make faster and better trading decisions. All the power of big data at the service of your investments.

## TRADING TOOLS

# HOTS

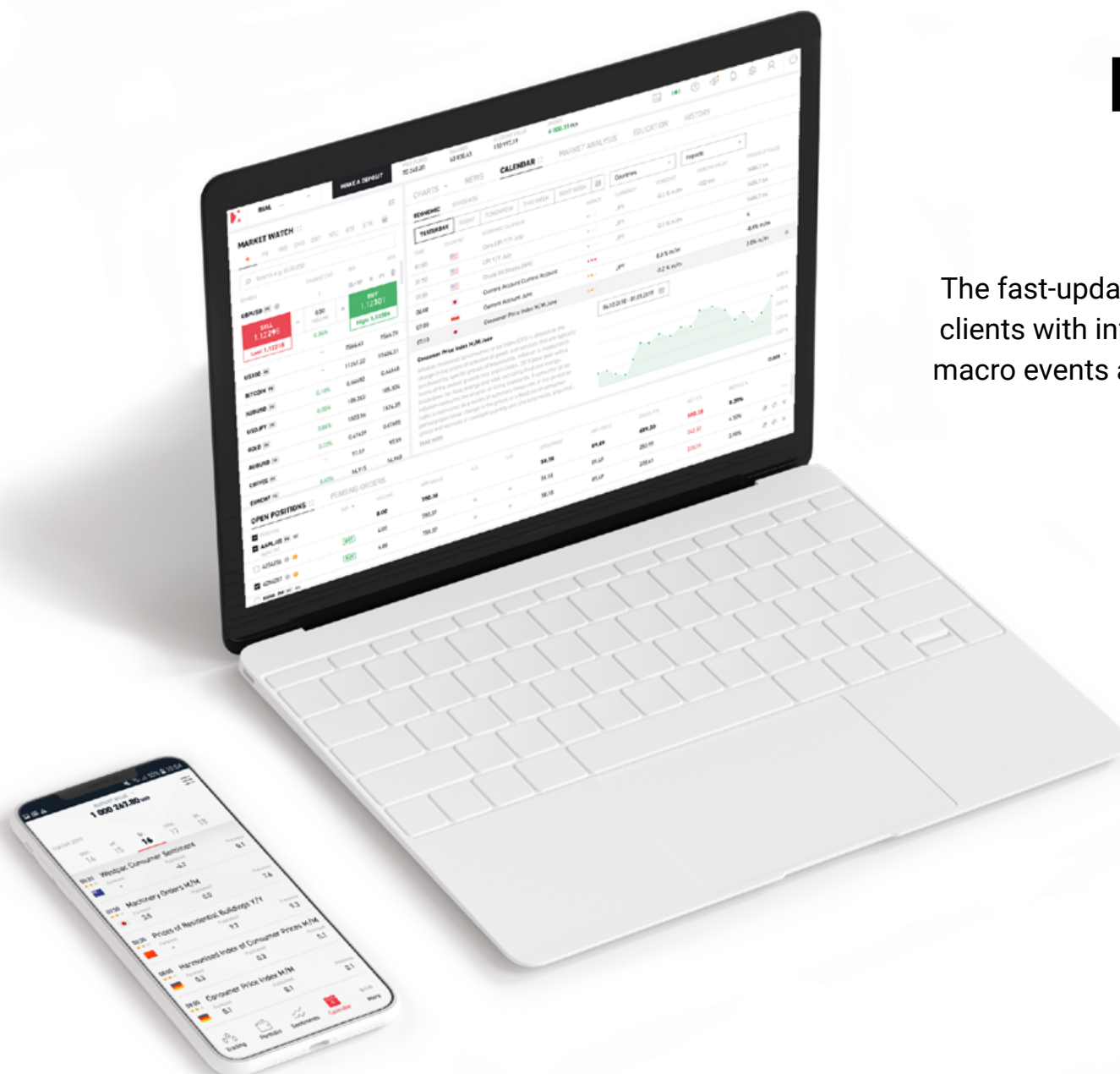
Tool helping traders to explore the biggest stock gainers and losers on the markets.





# ECONOMIC CALENDAR

The fast-updating economic calendar provides clients with information on the most important macro events and economic indicators that are affecting the financial markets.



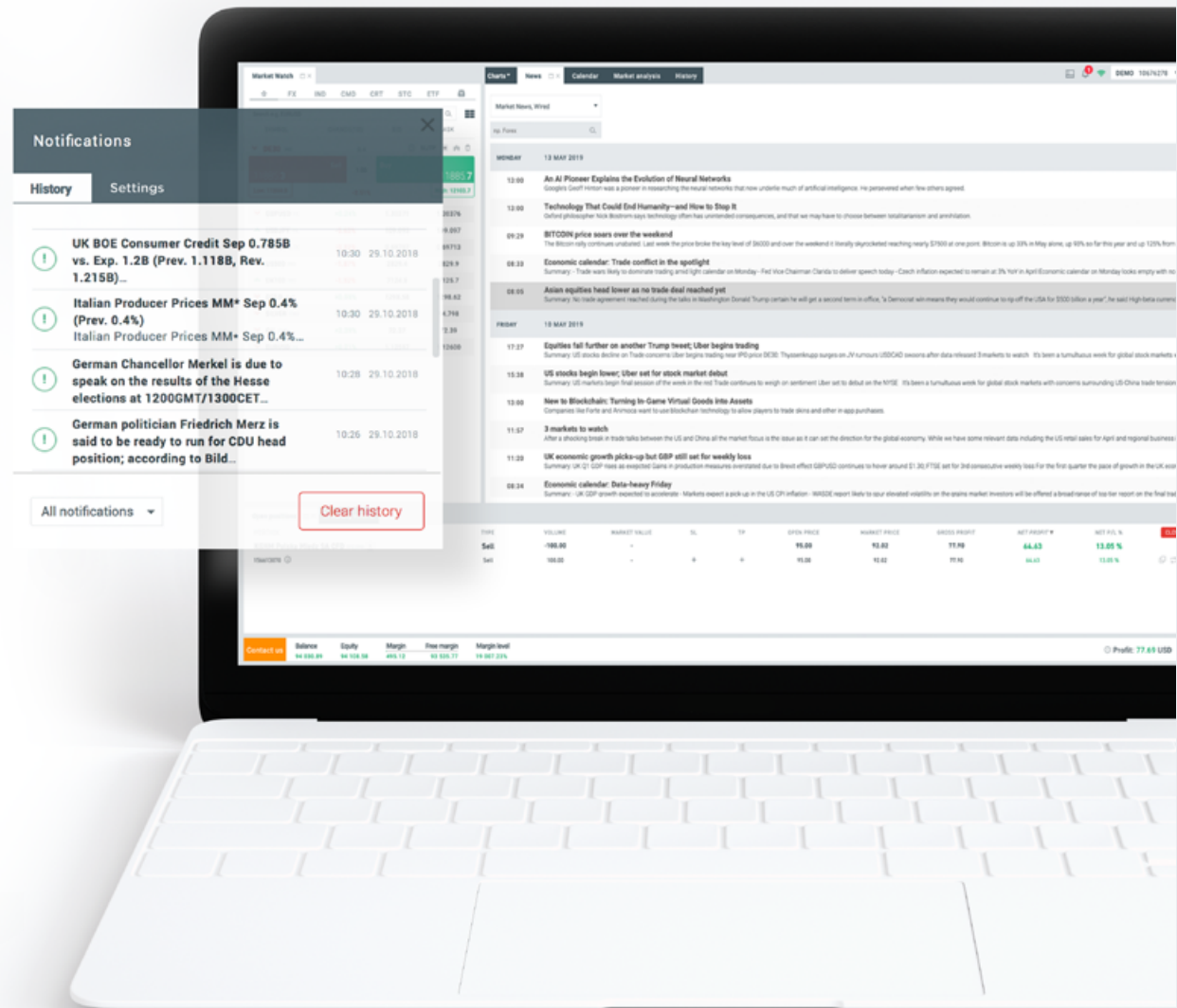
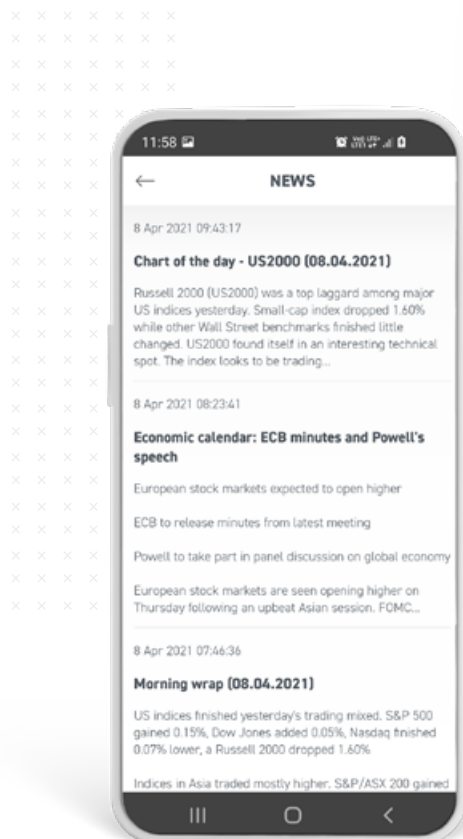
# TRADING STATISTICS



Excellent tool for visual learners. Traders can track all decisions, test new strategies, and improve their trading.

# NEWS

Free financial news, insights and trend analysis helping your clients make savvy trading decisions.





# ABOUT US

X Open Hub is a regulated London-based fin-tech company with a technology center in Warsaw, Poland. We provide multi-asset liquidity and cutting-edge trading technology while maintaining a fully open environment. Our solutions meet the highest standards of corporate governance, financial reporting, and disclosure. X Open Hub is a global company with over twelve years of experience in providing world-class trading technology for banks, brokers, and start-ups.

To learn more visit our website:

[www.xopenhub.pro](http://www.xopenhub.pro)

## Our regulations

**KNF**

**IFSC**

**CySEC**


**FCA**

**FSCA**

**DFSA**

**The company listed on the  
Warsaw Stock Exchange**





## CONTACT DETAILS

**Phone:** +44 (0) 20 3695 3088

**Skype:** xopenhub

**Email:** sales@xhub.pro

**Web:** www.xopenhub.pro

## ADDRESS

### Headquarters




One Canada Square,  
Canary Wharf, E14 5AA,  
London, United Kingdom

### Technology Center



Prosta 67  
00-838, Warsaw,  
Poland







# X Open Hub

[www.xopenhub.pro](http://www.xopenhub.pro)